


Terminal adapter - HC-D 64-A-TWIN-PER-M - 1580215

Please be informed that the data shown in this PDF Document is generated from our Online Catalog. Please find the complete data in the user's documentation. Our General Terms of Use for Downloads are valid (<http://phoenixcontact.com/download>)



HEAVYCON terminal adapter male insert, D64 series, 64-pos., left PE connection for the right side of the control cabinet, push-in connection

Your advantages

- ✓ Easy installation without tools, even when mounted, with push-in connection technology
- ✓ Shortest installation time compared to other connection technologies
- ✓ Quick and effortless wiring, in particular when space is tight
- ✓ Automatic cabling with robots possible
- ✓ Safe wiring and operation with color-coded actuators
- ✓ Shock and vibration-resistant in accordance with DIN EN 61373



COMPLETE line Push-in Technology[®]
Designed by Phoenix Contact

Key Commercial Data

Packing unit	1 pc
GTIN	 4 046356 154543
GTIN	4046356154543
Weight per Piece (excluding packing)	620.000 g
Custom tariff number	85366990
Country of origin	Poland

Technical data

Dimensions

Drill hole distance, horizontal	104 mm
Height	139.3 mm

Ambient conditions

Terminal adapter - HC-D 64-A-TWIN-PER-M - 1580215

Technical data

Ambient conditions

Degree of protection (IP)	IP20
Ambient temperature (operation)	-40 °C ... 125 °C

Electrical characteristics

Number of positions	64
Rated voltage (III/3)	250 V
Rated surge voltage	4 kV
Rated current	10 A

Mechanical characteristics

Type	B24
Connection method	Push-in connection
	Push-in connection
Stripping length of the individual wire	10 mm
Conductor cross section	0.5 mm ² ... 2.5 mm ² (with ferrule)
Connection cross section AWG	22 ... 12

General

Note	For HEAVYCON-ADVANCE mounting flange and HEAVYCON panel mounting base of B24 type
	Connectors may be operated only when there is no load/voltage.
Contact material	Copper alloy
Contact surface material	Ag
Contact carrier material	PA
Standards/regulations	PA: Fire protection in rail vehicles - requirement sets R22 and R23 acc. to DIN EN 45545-2 (Risk level HL1 - HL2)
	PA: Fire protection in rail vehicles - requirement set R24 acc. to DIN EN 45545-2 (Risk level HL1 - HL3)
Degree of pollution	3
Overvoltage category	III
Flammability rating according to UL 94	V0
Assembly instructions	To ensure correct use, installation in housing with IP54 protection or better is required
	Not for HC-EVO panel mounting bases
	Not for HC-EVO panel mounting bases
Installation instructions	Connectors may be plugged in only when there is no load/voltage. Not for HC-B 24-AMQ-EMV housings

Standards and Regulations

Constructional and testing regulations	DIN EN 61984
	DIN EN 60664

Terminal adapter - HC-D 64-A-TWIN-PER-M - 1580215

Technical data

Standards and Regulations

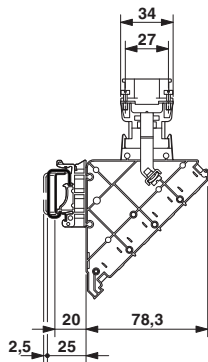
	IEC 60352
Flammability rating according to UL 94	V0
Standards/regulations	acc. to DIN EN 45545-2

Environmental Product Compliance

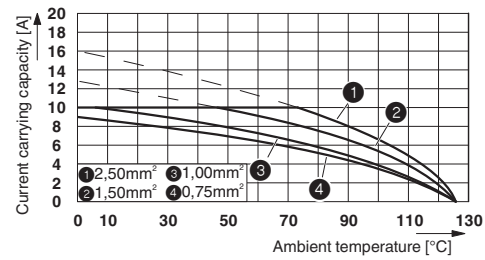
China RoHS	Environmentally friendly use period: unlimited = EFUP-e
	No hazardous substances above threshold values

Drawings

Dimensional drawing



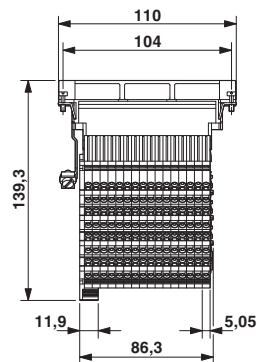
Diagram



Derating diagram

Side view

Dimensional drawing



Connection side

Terminal adapter - HC-D 64-A-TWIN-PER-M - 1580215

Classifications

eCl@ss

eCl@ss 10.0.1	27440222
eCl@ss 11.0	27440222
eCl@ss 4.0	27140800
eCl@ss 4.1	27140800
eCl@ss 5.0	27143400
eCl@ss 5.1	27261200
eCl@ss 6.0	27261200
eCl@ss 7.0	27440205
eCl@ss 9.0	27440222

ETIM

ETIM 3.0	EC000438
ETIM 4.0	EC000438
ETIM 6.0	EC000438
ETIM 7.0	EC000438

UNSPSC

UNSPSC 6.01	30211923
UNSPSC 7.0901	39121522
UNSPSC 11	39121522
UNSPSC 12.01	39121522
UNSPSC 13.2	39121522
UNSPSC 18.0	39121522
UNSPSC 19.0	39121522
UNSPSC 20.0	39121522
UNSPSC 21.0	39121522

Approvals

Approvals

Approvals

CSA / UL Recognized / EAC / EAC

Ex Approvals

Terminal adapter - HC-D 64-A-TWIN-PER-M - 1580215

Approvals

Approval details

CSA		http://www.csagroup.org/services-industries/product-listing/	13631
Nominal voltage UN		600 V	
Nominal current IN		7 A	
mm ² /AWG/kcmil		14	

UL Recognized		http://database.ul.com/cgi-bin/XYV/template/LISEXT/1FRAME/index.htm	E118976
Nominal voltage UN		600 V	
Nominal current IN		7 A	
mm ² /AWG/kcmil		14	

EAC			RU C- DE.AI30.B.01102
-----	--	--	--------------------------

EAC			RU C- DE.BL08.B.00511
-----	--	--	--------------------------

Accessories

Accessories

Coding element

Coding element - HC-CST - 1676857



Coding peg for coding up to 16 connectors

Terminal adapter - HC-D 64-A-TWIN-PER-M - 1580215

Accessories

Coding element - HC-CBU - 1676860



Coding socket for coding up to 16 connectors

Coding bolt - HC-CB - 1772722



Coding pin, prevents mismatching of up to six connectors with an identical number of positions

Mounting material

Foot element - HC-KA-FE - 1775240



Foot element, for mounting on DIN rail NS 32, DIN rail NS 35/7.5 or DIN rail NS 35/15, can be inserted between basic and side element

Locking screw barrel - HC-VSH - 1660083



Locking screw barrel, for a firm connection of contact inserts and DIN-rail mountable terminal adapters

Screw - HC-B-PES - 1604997



PE screw, for contact inserts HC-B / HC-BB / HC-DD / HC-D40 / HC-D64

Terminal adapter - HC-D 64-A-TWIN-PER-M - 1580215

Accessories

PE multiplier - HC-B-3PE - 1644326



PE multiplier, for three PE connections, for HC-B (besides HC-B..E..ZZ) / HC-BB / HC-DD / HC-D40 / HC-D64 contact inserts

Screwdriver tools

Screwdriver - SZF 1-0,6X3,5 - 1204517



Actuation tool, for ST terminal blocks, also suitable for use as a bladed screwdriver, size: 0.6 x 3.5 x 100 mm, 2-component grip, with non-slip grip

Terminal marking

Zack marker strip - ZB 5 :UNBEDRUCKT - 1050004



Zack marker strip, Strip, white, unlabeled, can be labeled with: PLOTMARK, CMS-P1-PLOTTER, mounting type: snap into tall marker groove, for terminal block width: 5.2 mm, lettering field size: 5.1 x 10.5 mm, Number of individual labels: 10

Additional products

Contact insert - HC-D 64-I-CT-F - 1584444



HEAVYCON female insert, D64 series, 64-pos., crimp connection